



ALS:TSX

Share Price (August 7, 2018)	\$12.73 per share
High - Low (52 week)	\$10.05 - \$15.58
Issued Common Shares	43.2 million
Fairfax Preferred Securities	10.0 million
Basic Market Capitalization	\$550 million
Annual Dividend	\$0.16 per share
Outstanding Debt	\$125 million
Cash and Public Equity Holdings	\$188 million



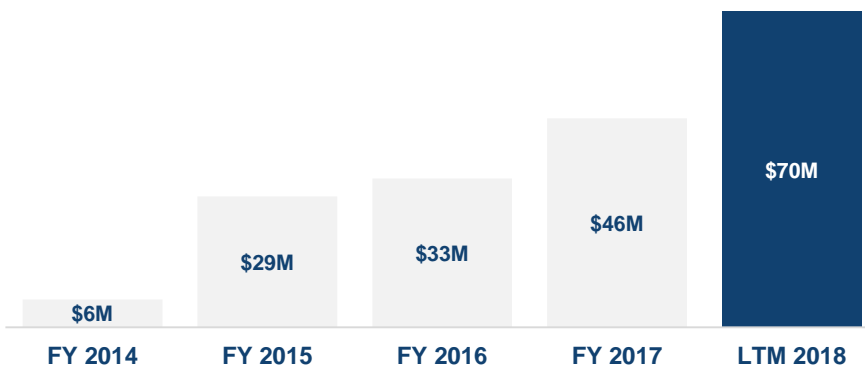
### Corporate Profile

Altius Minerals Corp. (ALS:TSX) has two key elements to its long-term business strategy - the building of a diversified portfolio of long-life mine royalty/streaming interests and the generation of high quality exploration projects that are converted to royalties and various other types of third party funded interests. Both business components recognize the strong inherent cyclicality of valuations and the availability of capital within the minerals sector, and are managed with contrarian discipline over full-cycle investment timeframes. Altius diversified direct and indirect royalties and streams generate revenue from 15 operating mines. Fourteen of these mines are located in Canada and one in Brazil. Commodities mined from these portfolio mines include: Copper, zinc, nickel, cobalt, potash, iron ore and thermal (electrical) and metallurgical coal. The portfolio also includes numerous pre-production stage royalties covering a wide spectrum of mineral commodities in numerous jurisdictions.



**A TWO business line strategy that is mutually complementary and beneficial to both the business and its shareholders**

### Royalty Revenue Growth (FY2014 – LTM 2018†)



### 2018 Revenue Guidance

**\$64M – \$69M**

### Revenue Conversion

**80%**  
EBITDA Margin

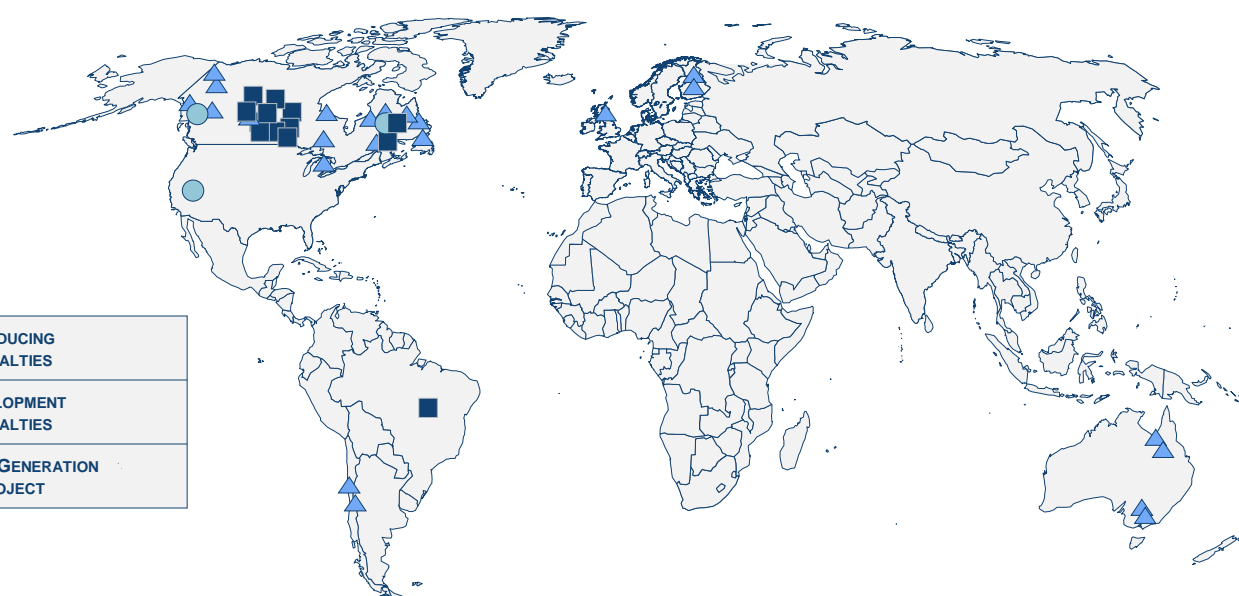
### Pre-Production Royalties

**56**

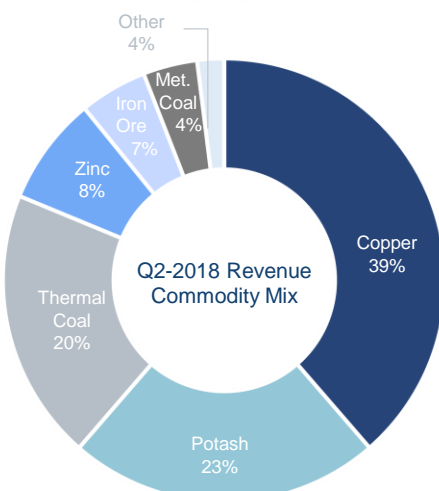
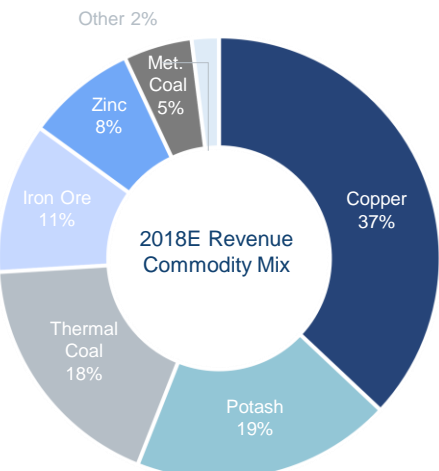
† Altius converted its financial reporting period to calendar year-end in 2017 from its previous fiscal year-end of April 30. The LTM revenue are correspond to the last twelve months ending June 30, 2018.

Officers	Board of Directors	Corporate Office
Brian Dalton, President & CEO Ben Lewis, CFO Chad Wells, VP Business Development Lawrence Winter, VP Exploration	John Baker (Chairman) Brian Dalton Fred Mifflin Jamie Strauss	Anna Stylianides Guy Bentinck Andre Gaumond Donald Warr
		Suite 202 – 66 Kenmount Road St. John's, NL A1B 3V7 Canada Toll Free: 1-877-576-2209 Email: <a href="mailto:info@altiusminerals.com">info@altiusminerals.com</a>

## Global Assets Map



	<b>PRODUCING ROYALTIES</b>
	<b>DEVELOPMENT ROYALTIES</b>
	<b>PROJECT GENERATION PROJECT</b>



**YAMANAGOLD**

**HUBBAY**

Capital Power Corporation 

**TransAlta**

**ATCO GROUP**

**Nutrien**

**Teck**

**RioTinto**

**Mosaic**

**VALE**

Commodity	Revenue (By Mine)	Q2-2018†
Metals	777 Mine	\$3.2M
	Chapada	\$4.5M
	Iron ore - IOC	\$0.8M
Metallurgical Coal	Cheviot	\$0.7M
Thermal Coal	Genesee	\$1.6M
	Paintearth	\$0.1M
	Sheerness	\$1.3M
	Highvale	\$0.2M
Potash	Cory	\$0.2M
	Rocanville	\$2.5M
	Allan	\$0.2M
	Esterhazy	\$0.9M
	Vanscoy	\$0.1M
Other	Coal bed methane	\$0.1M
	Interest and investment	\$0.1M
<b>Attributable Royalty Revenue</b>		<b>\$16.5M</b>